



From XML to Excel

(v. 1.0)

Oscar Torres-Reyna
otorres@princeton.edu

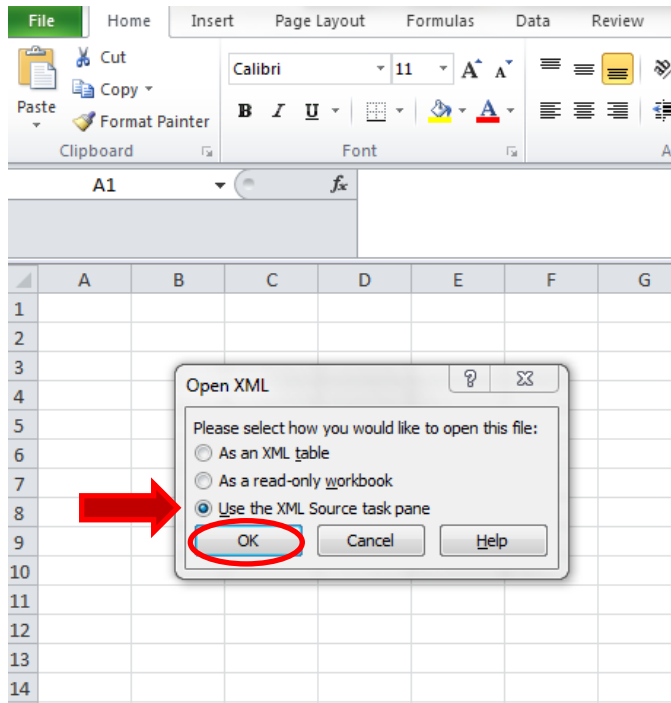


February 2017

<http://dss.princeton.edu/training/>

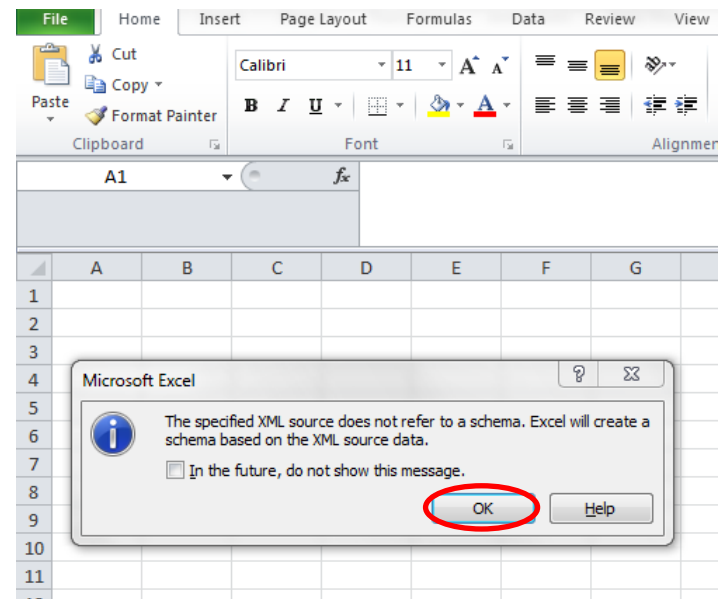
In Excel open the file, go to File -> Open -> [find the *.xml file and click “open”]

The “Open XML” window will pop-up, select “Use the XML Source task pane” and press OK

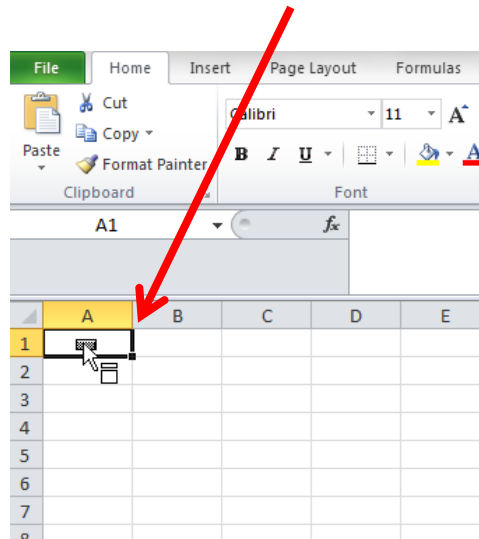


NOTE: Use this procedure if Excel cannot read the XML file using the option “As an XML table” or “As a read-only workbook”

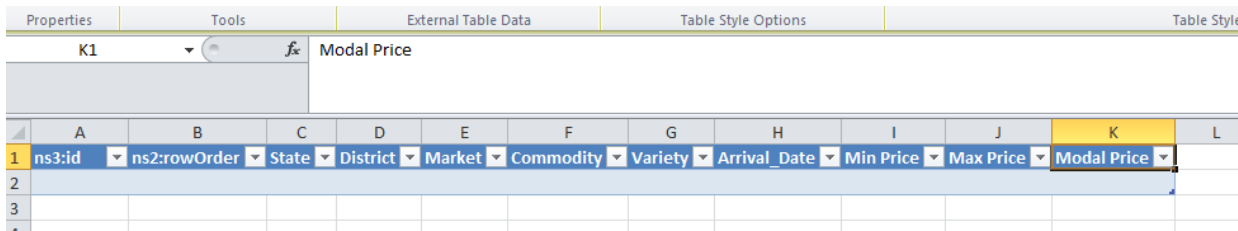
If you get this message just press OK



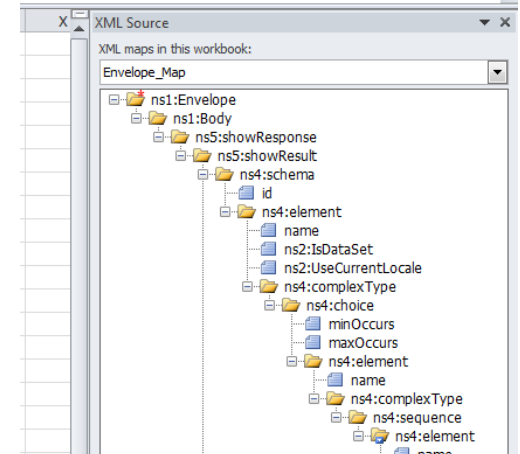
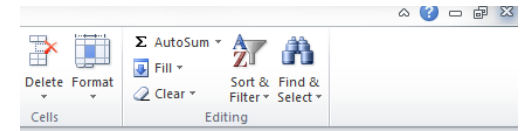
3- Click-and-drag to a desired cell, here will be A1



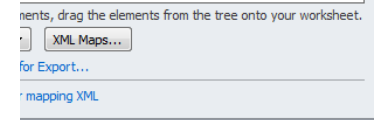
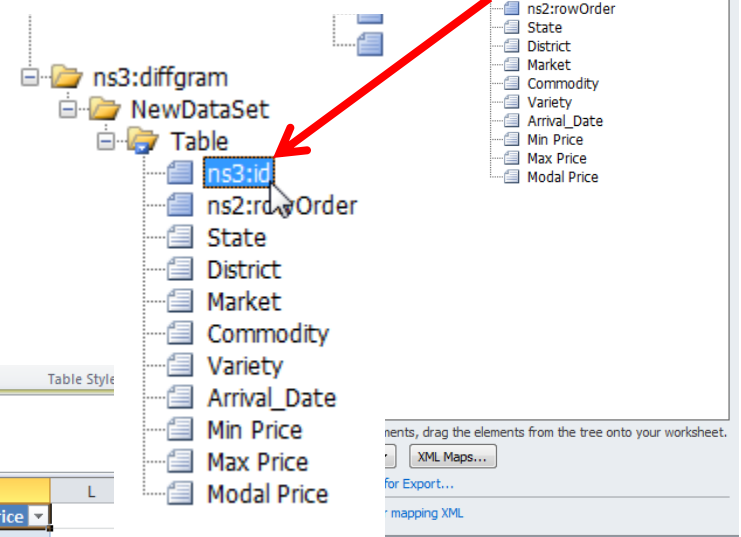
4- Repeat with the other variables



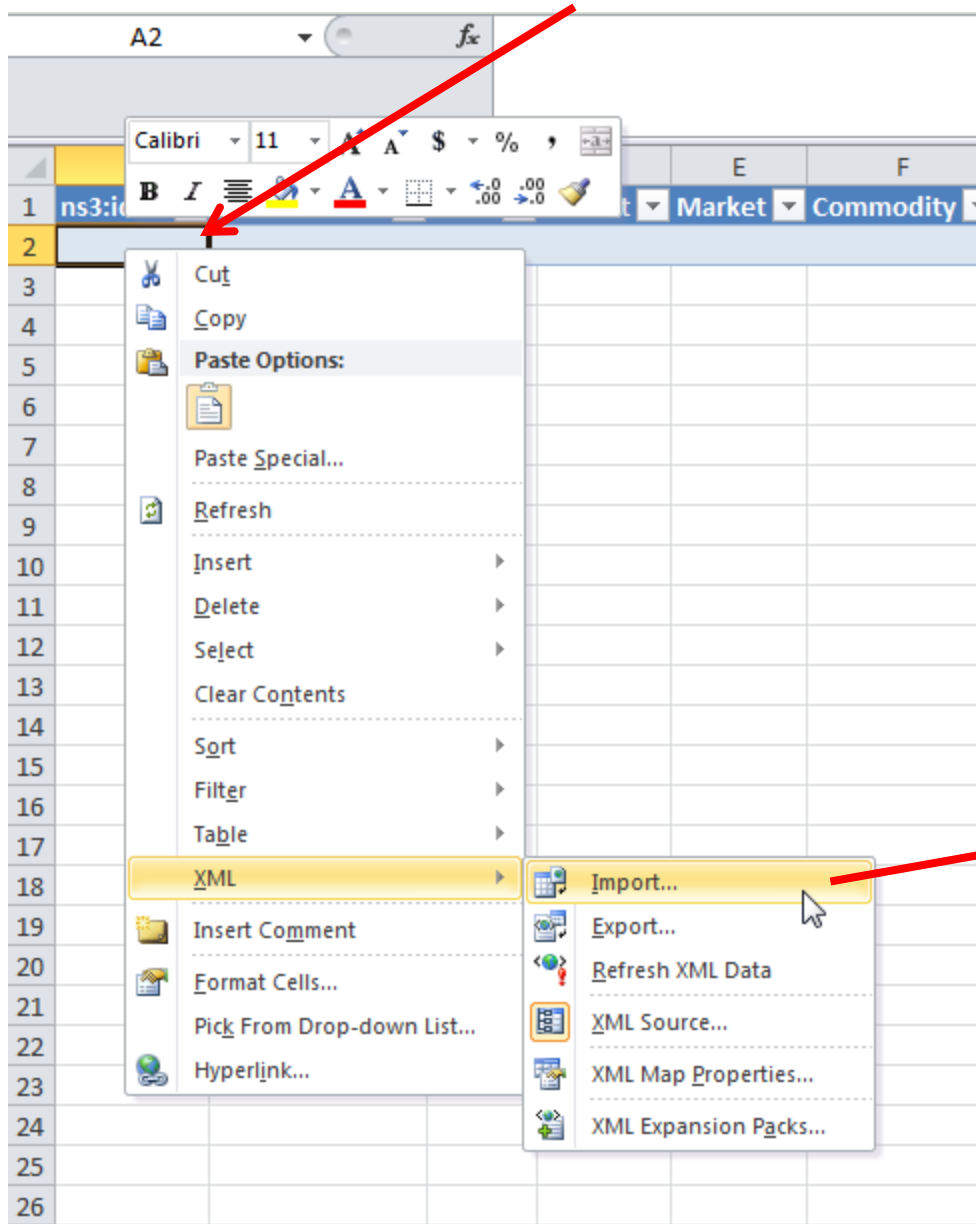
1- A pane will open with the layout of the XML file



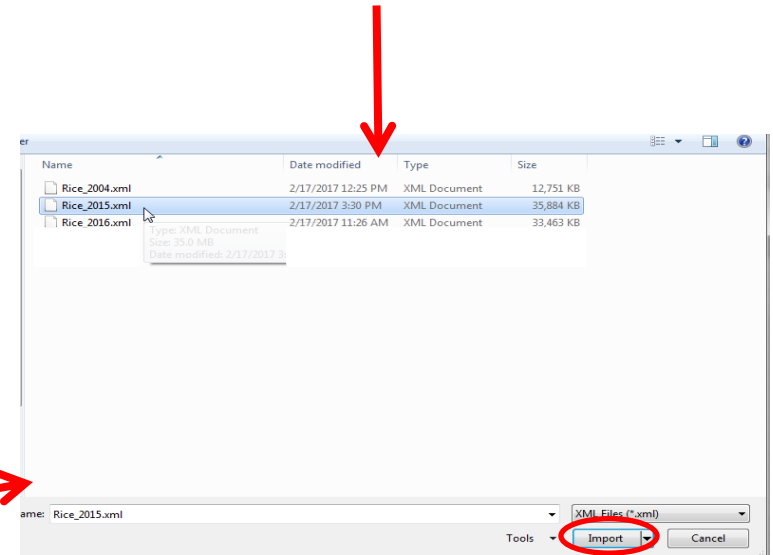
2- Select the variables, one by one



1- Select the cell below the variable name, here is A2, right click, then XML -> Import



2- A window will pop-up to browse for the XML file. Find the file you want to open and press "Import"



Note: Depending on the size of the file it will take a while for the data to be read, be patient.

The imported file...

A2		fx Table1									
	A	B	C	D	E	F	G	H	I	J	K
1	ns3:id	ns2:rowOrder	State	District	Market	Commodity	Variety	Arrival_Date	Min Price	Max Price	Modal Price
2	Table1	0	Andhra Pradesh	Cuddapah	Proddatur	Rice	Masuri	06/12/2015	3500	4000	3800
3	Table2	1	Andhra Pradesh	Cuddapah	Proddatur	Rice	Masuri	07/12/2015	3500	4000	3800
4	Table3	2	Andhra Pradesh	Cuddapah	Proddatur	Rice	Masuri	08/12/2015	3600	4000	3900
5	Table4	3	Andhra Pradesh	Cuddapah	Proddatur	Rice	Masuri	09/12/2015	4000	4100	4050
6	Table5	4	Andhra Pradesh	Cuddapah	Proddatur	Rice	Masuri	10/12/2015	3700	4000	3800
7	Table6	5	Andhra Pradesh	Cuddapah	Proddatur	Rice	Masuri	11/12/2015	3900	4100	4000
8	Table7	6	Andhra Pradesh	Cuddapah	Proddatur	Rice	Masuri	12/12/2015	4000	4100	4050
9	Table8	7	Andhra Pradesh	Cuddapah	Proddatur	Rice	Masuri	13/12/2015	3900	4100	4050
10	Table9	8	Andhra Pradesh	Cuddapah	Proddatur	Rice	Masuri	14/12/2015	3950	4100	4000
11	Table10	9	Andhra Pradesh	Cuddapah	Proddatur	Rice	Masuri	15/12/2015	3900	4100	4000
12	Table11	10	Andhra Pradesh	Cuddapah	Proddatur	Rice	Masuri	16/12/2015	3900	4100	4050
13	Table12	11	Andhra Pradesh	Cuddapah	Proddatur	Rice	Masuri	17/12/2015	3950	4100	4000
14	Table13	12	Andhra Pradesh	Cuddapah	Proddatur	Rice	Masuri	18/12/2015	3900	4100	4000
15	Table14	13	Andhra Pradesh	Cuddapah	Proddatur	Rice	Masuri	19/12/2015	4000	4100	4050
16	Table15	14	Andhra Pradesh	Cuddapah	Proddatur	Rice	Masuri	20/12/2015	3950	4100	4000
17	Table16	15	Andhra Pradesh	Cuddapah	Proddatur	Rice	Masuri	21/12/2015	3900	4100	4000
18	Table17	16	Andhra Pradesh	Cuddapah	Proddatur	Rice	Masuri	22/12/2015	4000	4100	4050
19	Table18	17	Andhra Pradesh	Cuddapah	Proddatur	Rice	Masuri	23/12/2015	3900	4100	4000
20	Table19	18	Andhra Pradesh	Cuddapah	Proddatur	Rice	Masuri	24/12/2015	4000	4100	4050
21	Table20	19	Andhra Pradesh	Cuddapah	Proddatur	Rice	Masuri	25/12/2015	4000	4200	4100